

## Introduction

You are looking for games to work. Now how do you find the games? This document will tell you.

## Login

Go to <https://wisref.gameofficials.net> and then:

1. Enter your username
2. Enter your password
3. Click on the "Log In" button

The main screen will appear

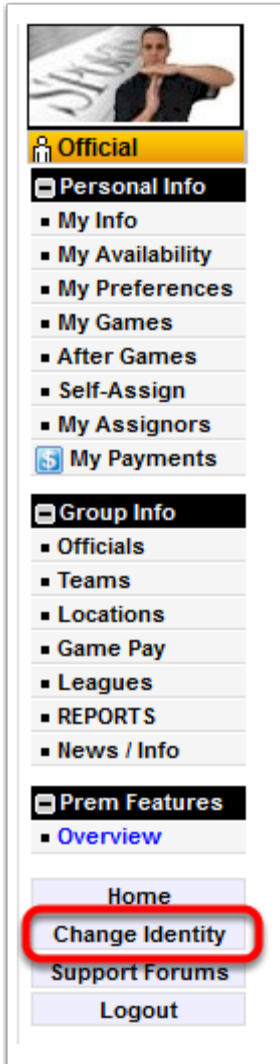


The screenshot displays the website's main interface. At the top, a black banner contains the text "REGISTRATION, LEARNING, AND COURSE MANAGEMENT" in white, with "powered by GameOfficials.net" on the right. A left-hand navigation menu includes links for Home, Login, New User? (highlighted in green), Request Course, Sign Up For Course, Support, Contact, Software, and USSF Info. The main content area features a paragraph describing the system as a complete Class Management and Registration system for USSF, followed by a paragraph detailing its use for various team sports. A "Log In" button is highlighted with a red box, and a "Forgot Username or Password?" link is visible below it. The footer contains copyright information: "© 2003-2012 PAS, LLC • Privacy Policy • Terms of Service •".

## Go To Change Identity Screen

You will need to change your identity to the assignment identity:

1. Click on the "Change Identity" link towards the bottom of the menu on the left of the screen.



## Change Identity

Switch to your assignment identity (the screen may look different from the below). To do so:

1. Click on the "Switch" link under "Assignment System Identities" for the "Official" type.

Registration and Learning System Identities			
	Num	Group	
<a href="#">Switch</a>	1234	Wisconsin Referee Registration	Assignor
<a href="#">Current</a>	1234	Wisconsin Referee Registration	Official

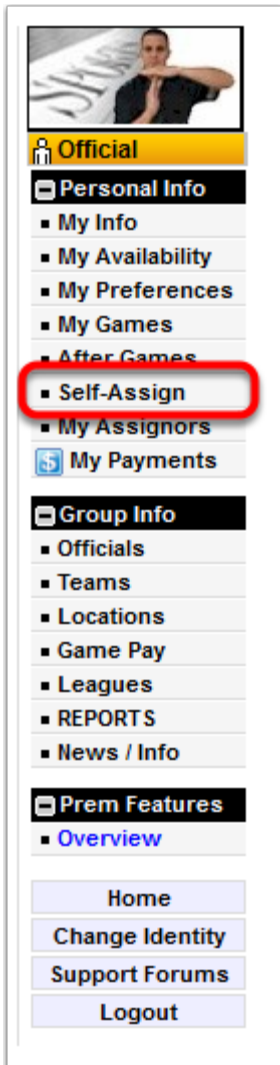
Assignment System Identities				
	Num	Group	Type	Full Name
<a href="#">Switch</a>	1233	WisRefAssigning	Assignor	WisRefAssigning
<a href="#">Switch</a>	1233	WisRefAssigning	Official	WisRefAssigning

## Go To Self-Assign

Now you can search for games to work. To do so, you will need to go to the "Self-Assign" screen:

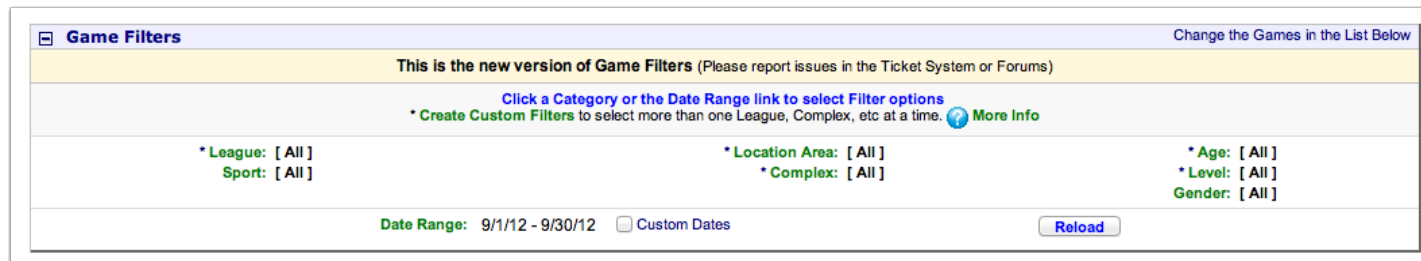
1. Click on the "Self-Assign" link towards the top of the menu on the left of the screen.

This will bring up the Self Assign/Game Request screen.



## Self Assign Screen - Game Filters

Click on the "Game Filters" link towards the top of the screen. It will display a window similar to the below.



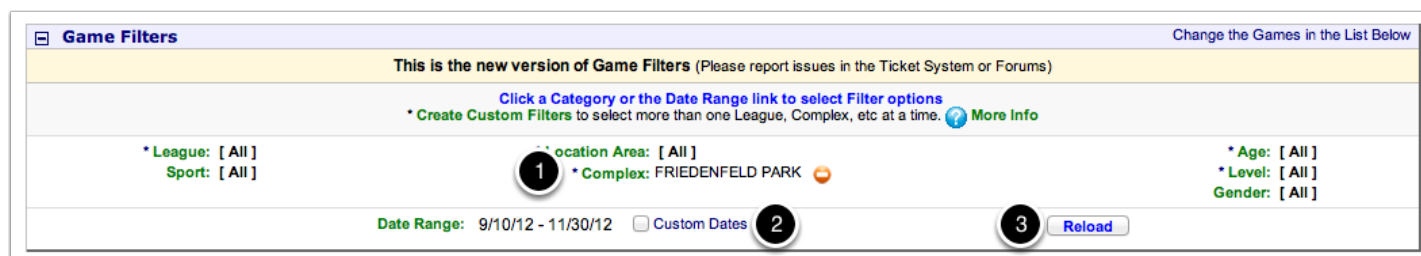
## Self Assign Screen - Game Filters (cont.)

To find games available enter the following (example uses Friedenfeld Park):

1. Click on the "Complex" link and select the complex/park you are looking for games at.
2. Select the checkbox next to "Custom Dates" and enter the beginning and end dates of the timeframe you are interested in.
3. Click the "Reload" button to display the available games for the time and place you entered.

**The games that are displayed are determined by what you entered for your availability in the "My Availability" section of GameOfficials.** If you don't see a game listed that you think is available, it could be due to any of the below:

- You made yourself unavailable during that time.
- The game is not self-assignable.
- The game has been filled.
- The game is a game you are not qualified to work (i.e. you are a level 9 referee and the game requires a level 8 referee or higher).
- In your working area preferences, you have the area the game is in marked as "No"; it will need to be changed to "Yes" or "Maybe".



## Self Assign Screen - Assign Game

After clicking on the "Reload" button above, you should see a screen similar to the below.

To assign yourself to a game, click on the appropriate link (circled) next to the desired game under the "Officials" column. When you click on the link, the screen will reload and show your name where the link was. You are now assigned to that game for that position.

To be unassigned from a game, you must contact the assignor who assigns that game and let him/her know why you want to be unassigned. He/she will then unassign you from the game.

Week #39: 9/24/12 - 9/30/12						
Game #	Date & Time	Level & League	Location	Teams	Officials	
54623 	9/26/12 6:00pm (Wednesday) [Under 09 Girls Academy]	U9 REC - F (YOUTH)	FRIEDENFELD PARK - 3 (GERMANTOWN, WI)	GT SPITFIRES vs. MK SIROCCO ACADEMY	- Referee	
27445 	9/29/12 9:00am (Saturday) [Under 07 Coed Green]	U7 REC - C (YOUTH)	FRIEDENFELD PARK - 1 (GERMANTOWN, WI)	GT GIANTS vs. NI SCORPIONS	- Referee	
28438 	9/29/12 9:00am (Saturday) [Under 11 Girls Select Gold]	U11 COMP - F (YOUTH)	FRIEDENFELD PARK - 5 (GERMANTOWN, WI)	GT SILVER vs. TO U11G RED	- Referee - AR1 - AR2	

## Home Screen

When you log into GameOfficials and/or go to "My Games" in the menu at the left of the screen, you will see a screen similar to the below with the games you have been assigned to listed.

Status / Grp	Game #	Date & Time	Level & League	Location	Teams	Pos	Officials
 Accepted 1233: WisRefAssi...	54623	9/26/12 6:00pm (Wednesday) [Under 09 Girls Academy]	U9 REC - F (YOUTH)	FRIEDENFELD PARK - 3 (GERMANTOWN, WI)	GT SPITFIRES vs. MK SIROCCO ACADEMY	Referee	- CHRIS SUCHER

## Conclusion

If you need to be unassigned from an assigned game, contact the assignor of the game. He/she will remove you from the game; you are not able to do it yourself.

If you have any questions, contact your local assignor.